

TERM 1 : WEEK 9

Natural History Lessons

LESSON 1

Review:

Ask child what they remember about the last lesson.

Lesson Setup:

This week we will hear some advice from the author on how to feed birds in the different seasons. Look up the pheasant in your local bird field guide and ask your child to describe the bird to you, paying attention to how the male and female birds differ.

New Words:

hoar-frost – A type of frost that looks like an old man’s beard.

welfare – The health and happiness of something.

attained – Reached.

furze – A wild bush with sharp thorns.

stately – Formal and dignified.

Audio Recording & Narration 1:



Listen until 1:45 of the Librivox recording of ‘Feeding Birds in Summer and Winter’ from *Wild Nature Won by Kindness*. Ask child for an oral narration.

Audio Recording & Narration 2:



Listen from 1:45 until 2:45 of the Librivox recording of ‘Feeding Birds in Summer and Winter’. Ask child for an oral narration.

LESSON 2

Review:

Ask child what they remember about the last lesson.

Lesson Setup:

Today we continue learning about how we can help feed different kinds of birds in the winter.

New Words:

wary - Distrustful

exhausted – Completely used something up.

pugnacious – Quick to fight.

split groats – The whole seeds of a cereal grain.

rendezvous – Meeting place.

minister – To attend to someone’s needs.

extract – Remove or take out.

LESSON 3

Review:

Ask child what they remember about the last lesson.

Lesson Setup:

Today we learn more about how we can help feed birds during the hot, dry summer months.

New Words:

bounty – A generous amount of something.

drought – A long period of low rainfall, leading to a shortage of water.

ravenously – Greedily.





bevy – A large group.

pathos – Tragedy or sadness.


rendered – Causes something.

(continued on next page)

Between the Lines Natural History Form 1A Lower

<p>Audio Recording & Narration 1:</p> <p> Listen from 2:45 until 4:20 of the Librivox recording of 'Feeding Birds in Summer and Winter' from <i>Wild Nature Won by Kindness</i>. Ask child for an oral narration.</p> <p>Audio Recording & Narration 2:</p> <p> Listen from 4:20 until 5:18 of the Librivox recording of 'Feeding Birds in Summer and Winter'. Ask child for an oral narration.</p>	<p>Audio Recording & Narration 1:</p> <p> Listen from 5:18 until 7:21 of the Librivox recording of 'Feeding Birds in Summer and Winter'. Ask child for an oral narration.</p> <p>Audio Recording & Narration 2:</p> <p> Listen from 7:21 until the end of the Librivox recording of 'Feeding Birds in Summer and Winter'. Ask child for an oral narration.</p> <p>Short Discussion: Ask open-ended questions to make sure your child can recall the main points of the whole story covered this week. Discuss the pictures and answer any questions your child has.</p>
---------------------------------------------------------------------------------------------------------------------------------------------------------------------------------------------------------------------------------------------------------------------------------------------------------------------------------------------------------------------------------------------------------------------------------------------------------------------------------------------------------------------------------------------------------------------------------------------	----------------------------------------------------------------------------------------------------------------------------------------------------------------------------------------------------------------------------------------------------------------------------------------------------------------------------------------------------------------------------------------------------------------------------------------------------------------------------------------------------------------------------------------------------------------------------------------------------------------------------------------------------------------------------------------------------------------------------------------------------------------------------

Nature Outing

Form 1A Lower only	Do as a Family
	<p>Preparation:</p> <p> Read-aloud the first page of 'Chapter 23: Trees in Winter' of <i>Countryside Rambles</i>.</p> <p>Outing: Look out for signs of winter.</p> <p>Find and identify two birds in your neighbourhood (observe the birds behaviour, take photographs and collect feathers if possible). Use your local bird field guide to help you identify the birds.</p>

Nature Notebook

Form 1A Lower only	Do as a Family
<p>Child to write down the date of the nature outing and draw a symbol for the weather in their Nature Notebook. They should also write down the names of the birds identified.</p> <p>Using a size 8 paint brush, ask child to brushdraw the underlying shapes of the two birds. Use the photographs and feathers as reference. Then use the size 6 paint brush to paint in smaller details.</p> <p>Finally, child to write down one label or fact next to each bird painting.</p>	<p>Paste collected feathers into your Nature Notebooks.</p> <p>Ask your children to name and verbally describe the two birds.</p>